

REVISIONS		
NAME	DATE	NOTES
1		
2		
3		
4		
5		
6		
7		
8		

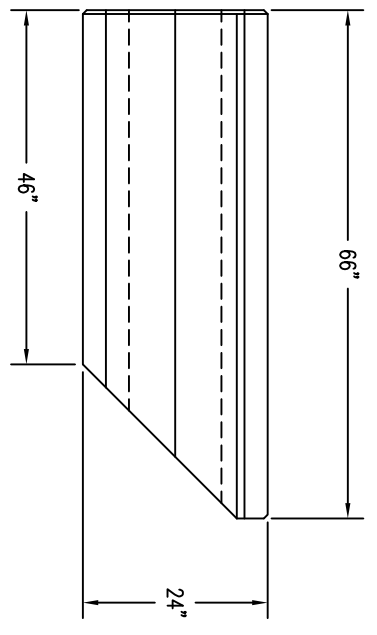
THESE DRAWING, SPECIFICATIONS AND OTHER ACCOMPANYING THEM ARE THE CONFIDENTIAL AND PROPRIETARY PROPERTY OF WASAU TILE, INC. THE DRAWINGS HEREIN SHALL BELONG TO THE COMPANY AND SHALL REMAIN THE PROPERTY OF WASAU TILE, INC. THE PROPRIETARY INFORMATION CONTAINED WITHIN THE DRAWINGS AND SPECIFICATIONS SHALL BE KEPT CONFIDENTIAL AND SHALL REMAIN THE SOLE PROPERTY OF WASAU TILE, INC.

JOB NAME \_\_\_\_\_  
 ADDRESS \_\_\_\_\_  
 CITY, STATE ZIP \_\_\_\_\_

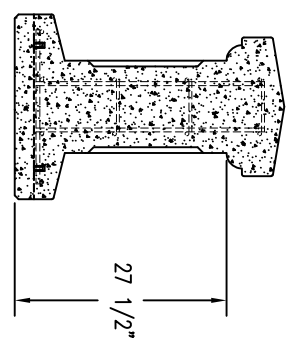
UNLESS OTHERWISE SPECIFIED  
 DIMENSIONS ARE IN INCHES  
 FINISHES 3/16"

DRAWN BY: SK  
 DATE: 6/29/15  
 CD NUMBER: F  
 WEIGHT: 2,400 LBS

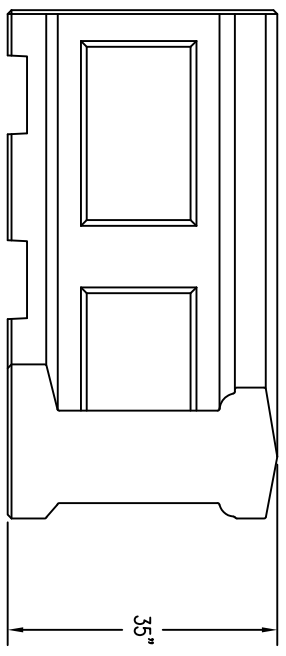
PRODUCT NO.  
**TF 6222**



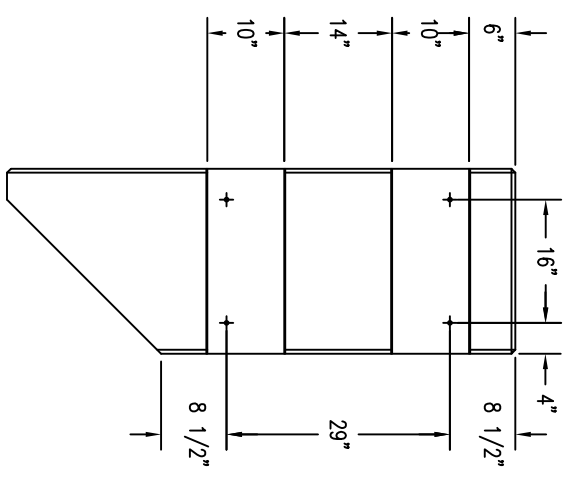
1 TOP VIEW



4 CROSS SECTION



2 ELEVATION VIEW



3 BOTTOM VIEW